


























Quarter 3 Performance Report




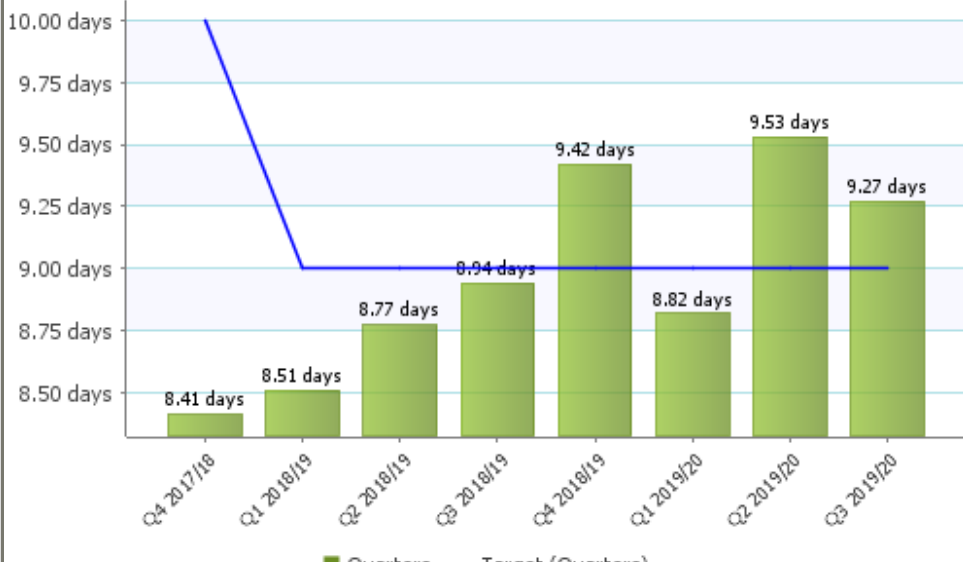
PI Status		Action Status		Short Term Trends	
	Alert		Cancelled		Improving
	Warning		Overdue; Neglected		No Change
	OK		Check Progress		Getting Worse
	Unknown		Not Started; In Progress		
	Data Only		Completed		

Portfolio Owners Leader Portfolio

Title	Service Area	Status	Completion Date	Progress Bar	Notes
Deliver the Pride of Gedling Awards	Customer Services and Communications		31-Mar-2020	<div><div>30%</div></div>	
Introduce and implement a Workforce Strategy	Organisational Development		31-Mar-2020	<div><div>0%</div></div>	
Develop strong, fair employment policies	Organisational Development		31-May-2020	<div><div>63%</div></div>	
Drive and encourage the delivery of key employment allocations	Economic Growth and Regeneration		31-Mar-2020	<div><div>50%</div></div>	
Promote employment sites to inward investors	Economic Growth and Regeneration		31-Mar-2020	<div><div>50%</div></div>	
Maximise employment opportunities including retail and leisure	Economic Growth and Regeneration		31-Mar-2020	<div><div>26%</div></div>	
Identify the key interventions required to ensure Arnold town centre and the borough's local centres remain vibrant and sustainable	Economic Growth and Regeneration		31-Mar-2020	<div><div>47%</div></div>	

Develop Carlton Square to create an attractive and vibrant environment	Economic Growth and Regeneration		31-Mar-2020	<div><div>85%</div></div>	
Facilitate inward investment at Colwick Industrial Park to deliver new retail and leisure	Economic Growth and Regeneration		31-Mar-2020	<div><div>50%</div></div>	
Identify investment opportunities for new business visits	Economic Growth and Regeneration		31-Dec-2020	<div><div>44%</div></div>	
Develop an 'Account Management' profile for key businesses	Economic Growth and Regeneration		31-Mar-2020	<div><div>75%</div></div>	
Deliver an Awards ceremony to recognise building and design excellence	Development Services		31-Mar-2020	<div><div>0%</div></div>	

Performance Indicators

LI006 Working Days Lost Due to Sickness Absence (rolling 12 month total)																					
Service Area	Organisational Development	Status																			
Current Value	Current Target	Trend Compared to Last Period	Trend Compared to Average of Previous 4 Quarters																		
9.27 days	9.00 days																				
Latest Note	<p>There has been a slight improvement over the last quarter.</p> <p>Flu jabs have been administered during this quarter and the profile of sickness/ attendance remains high in terms of senior managers' interest.</p>																				
Performance against target	<div><div>LI006 Working Days Lost Due to Sickness Absence (rolling 12 month total)</div><table><caption>LI006 Working Days Lost Due to Sickness Absence (rolling 12 month total)</caption><thead><tr><th>Quarter</th><th>Working Days Lost (days)</th></tr></thead><tbody><tr><td>Q4 2017/18</td><td>8.41</td></tr><tr><td>Q1 2018/19</td><td>8.51</td></tr><tr><td>Q2 2018/19</td><td>8.77</td></tr><tr><td>Q3 2018/19</td><td>8.94</td></tr><tr><td>Q4 2018/19</td><td>9.42</td></tr><tr><td>Q1 2019/20</td><td>8.82</td></tr><tr><td>Q2 2019/20</td><td>9.53</td></tr><tr><td>Q3 2019/20</td><td>9.27</td></tr></tbody></table><p>■ Quarters — Target (Quarters)</p></div>			Quarter	Working Days Lost (days)	Q4 2017/18	8.41	Q1 2018/19	8.51	Q2 2018/19	8.77	Q3 2018/19	8.94	Q4 2018/19	9.42	Q1 2019/20	8.82	Q2 2019/20	9.53	Q3 2019/20	9.27
Quarter	Working Days Lost (days)																				
Q4 2017/18	8.41																				
Q1 2018/19	8.51																				
Q2 2018/19	8.77																				
Q3 2018/19	8.94																				
Q4 2018/19	9.42																				
Q1 2019/20	8.82																				
Q2 2019/20	9.53																				
Q3 2019/20	9.27																				